
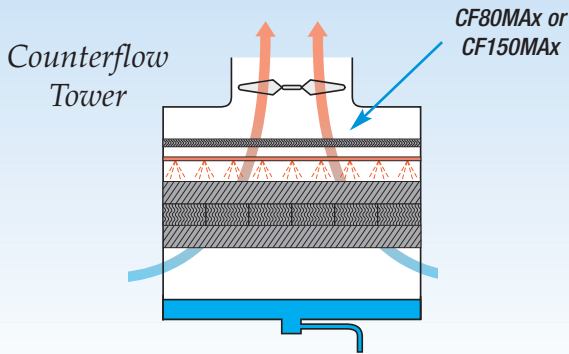


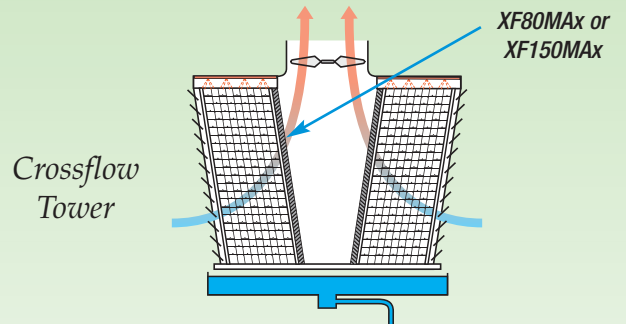
### COUNTERFLOW APPLICATIONS

**Brentwood Counterflow Cellular Drift Eliminators** are specifically-designed to achieve maximum drift removal. Unlike other drift eliminators designed for both counterflow and crossflow towers, Brentwood's counterflow eliminators have significantly lower pressure drop than dual-purpose eliminators.




### CROSSFLOW APPLICATIONS

**Brentwood Crossflow Cellular Drift Eliminators** are specifically-designed to achieve maximum drift removal in crossflow applications by providing an upward flow path and a steep water drainage angle that directs the collected drift back to the wet section of the tower even when impacted by water spray.



Brentwood ACCU-PAC Cellular Drift Eliminator modules are constructed of a series of sinusoidal-shaped, corrugated, CTI STD-136, PVC sheets that are mechanically assembled to mating sinusoidal structural waves to form closed cells. These cells force the drift droplets carried in the airstream to make three distinct changes in direction. This diversion of the air flow creates centrifugal forces on the drift droplets, forcing them to be captured by inertial impaction with the cell walls and thereby removing the droplets from the airstream.

# COUNTERFLOW CELLULAR DRIFT ELIMINATORS



CF80MAx

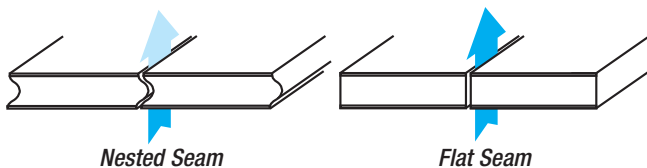
**CF80MAx Counterflow Cellular Drift Eliminators** are specifically-designed for applications requiring very low drift levels in counterflow Cooling Towers, Evaporative Cooling systems, Turbine Intake Hoods, and Scrubbers, providing the best drift removal efficiency. With field-verified drift test results of .0005% per CTI Standard 140 (the industry standard for testing of cooling tower drift), there is no need to use double layers of drift eliminators to achieve high drift-reduction efficiency.

## FEATURES & BENEFITS

- Beveled Drainage Tip design (right) reduces pressure drop by up to 25% (based on air velocity of 800 fpm [4.1 m/s]) over non-beveled designs.
- Patented "MA" (Mechanical Assembly) Technology for environmentally-friendly glue-free packs
- Heavy duty CF80MAx modules are strong enough to span 6 ft (1.8m), requiring fewer support beams and less air blockage.
- Can be field cut for a tight fit around columns and other structures without sacrificing structural integrity. Dri-Seals are recommended for maximum performance.
- All Brentwood Cellular Drift Eliminator modules "nest" with the adjoining modules (below) to provide "seamless" panel installations.
- Raw material meets CTI Standard 136 and has a flame spread rating of 25 or less per ASTM E84.



Beveled Drainage Tips



Nested Seam

Flat Seam



CF150MAx

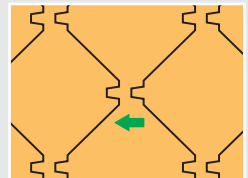
**CF150MAx Counterflow Cellular Drift Eliminators**, are cost-effective, high-efficiency cellular drift eliminators designed specifically for counterflow Cooling Towers and Evaporative Cooling systems. With over 10 million square feet installed worldwide, the 150-series has been our most popular drift eliminator.

## FEATURES & BENEFITS

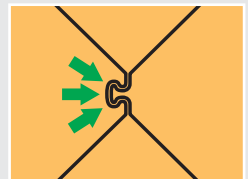
- Engineered flute design provides high performance at a cost-effective price.
- Patented "MA" (Mechanical Assembly) Technology for environmentally-friendly glue-free packs
- Heavy duty CF150MAx modules are strong enough to span 6 ft (1.8m), requiring fewer support beams and less air blockage.
- Can be field cut for a tight fit around columns and other structures without sacrificing structural integrity.
- All Brentwood Cellular Drift Eliminator modules "nest" with the adjoining modules (below left) to provide "seamless" panel installations.
- Raw material meets CTI Standard 136 and has a flame spread rating of 25 or less per ASTM E84.

## "MA" Technology


PAT. NOS. 6,544,628 and 6,640,427  
U.S. AND INT'L PATENTS



Male/Female attachment tabs align with and nest into the adjoining sheet's tabs.



Attachment tabs are pressure-sealed ...




... creating a strong, permanent bond without glue, solvents, or adhesives!



# CROSSFLOW CELLULAR DRIFT ELIMINATORS

XF80MAx



**XF80MAx Crossflow Cellular Drift Eliminators** provide the best available drift removal efficiency on the market today. The upward flow path, steep water drainage angle, and "tuned venturi section" make this the ideal product for factory-built crossflow towers.

## FEATURES & BENEFITS

- The upward flow path and steep water drainage angle maximizes the drift removal for crossflow applications, making it fully-effective even when installed vertically.
- The engineered venturi design (right) increases the velocity of the exit airflow to "scrub out" smaller droplets.
- The .86" (21.8 mm) flute spacing effectively removes drift (at the lowest pressure drop) in crossflow towers with high air velocities up to 800 fpm (4.0 m/s).
- Patented "MA" (Mechanical Assembly) Technology for environmentally-friendly, glue-free packs
- Can be field cut for a tight fit around columns and other structures without sacrificing structural integrity.
- All Brentwood Cellular Drift Eliminator modules "nest" with the adjoining modules (far left) to provide "seamless" panel installations.
- Raw material meets CTI Standard 136 and has a flame spread rating of 25 or less per ASTM E84.



*Tuned Venturi Section*

XF150MAx



**XF150MAx Crossflow Cellular Drift Eliminators** are specifically-designed to achieve maximum drift removal efficiency in Crossflow Cooling Towers by providing an upward flow path and discharge angle of 40-55° from horizontal (depending on installation angle) and molded-in drainage channels that direct the collected drift back to the wet section of the tower even when impacted by water spray.

## FEATURES & BENEFITS

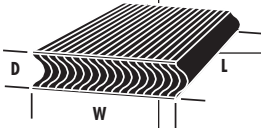
- The upward flow path and discharge angle of 40-55° increases fan efficiency by reducing pressure drop.
- Installed at the standard 10° from vertical (as shown at left on Brentwood XF-600 Supports), XF150MAx modules are strong enough to span 10 ft. (3.0 m), requiring fewer support beams and less air blockage.
- Patented "MA" (Mechanical Assembly) Technology for environmentally-friendly, glue-free packs
- Can be field cut for a tight fit around columns and other structures without sacrificing structural integrity.
- High surface area (flute height of 1.50" [38mm]) provides high performance at a cost-effective price.
- All Brentwood Cellular Drift Eliminator modules "nest" with the adjoining modules (far left) to provide "seamless" panel installations.
- Raw material meets CTI Standard 136 and has a flame spread rating of 25 or less per ASTM E84.



*XF150Max shown on Brentwood XF600 Supports*

## COUNTERFLOW

PRODUCT NUMBER	CELL SIZE	MODULE DIMENSIONS inches (mm)			SHEET THICKNESS*	DRY WEIGHT	MAX. SPAN**	DRIFT LOSS
		DEPTH (D)	WIDTH (W)	STANDARD LENGTHS (L)				
CF80MAx	.86 in (21.8 mm)	5.25 in (133 mm)	12 in (305 mm) or 18 in (457 mm)	2 to 12 ft. (610 to 3658 mm) in 1 ft. (305 mm) increments up to 6 ft. (1829 mm) and in 2 ft. (610 mm) increments over 6 ft. (1829 mm)	.013 in (.33 mm) Standard	1.6 lbs/ft² (7.8 kg/m²)	4 ft (1.2 m)	.0005%
					.020 in (.51 mm) Heavy Duty	2.2 lbs/ft² (10.7 kg/m²)	6 ft (1.8 m)	
CF150MAx	1.500 in (38.1 mm)	5.25 in (133 mm)	12 in (305 mm) or 18 in (457 mm)	2 to 12 ft. (610 to 3658 mm) in 1 ft. (305 mm) increments up to 6 ft. (1829 mm) and in 2 ft. (610 mm) increments over 6 ft. (1829 mm)	.015 in (.38 mm) Standard	1.0 lbs/ft² (4.9 kg/m²)	4 ft (1.2 m)	.001%
					.020 in (.51 mm) Heavy Duty	1.4 lbs/ft² (6.8 kg/m²)	6 ft (1.8 m)	



## CROSSFLOW

XF80MAx	.86 in (21.8 mm)	5.25 in (133 mm)	24 in (610 mm)	2 to 12 ft. (610 to 3658 mm) in 1 ft. (305 mm) increments up to 6 ft. (1829 mm) and in 2 ft. (610 mm) increments over 6 ft. (1829 mm)	.013 in (.33 mm) Standard	1.1 lbs/ft² (5.4 kg/m²)	8 ft (2.4 m)	TBD†
					.020 in (.51 mm) Heavy Duty	1.5 lbs/ft² (7.3 kg/m²)	10 ft (3.0 m)	
XF150MAx	1.500 in (38.1 mm)	5.25 in (133 mm)	12 in (305 mm) or 18 in (457 mm)	2 to 12 ft. (610 to 3658 mm) in 1 ft. (305 mm) increments up to 6 ft. (1829 mm) and in 2 ft. (610 mm) increments over 6 ft. (1829 mm)	.015 in (.38 mm) Standard	1.0 lbs/ft² (4.9 kg/m²)	8 ft (2.4 m)	.001%
					.020 in (.51 mm) Heavy Duty	1.4 lbs/ft² (6.8 kg/m²)	10 ft (3.0 m)	



\* Nominal sheet thickness after forming

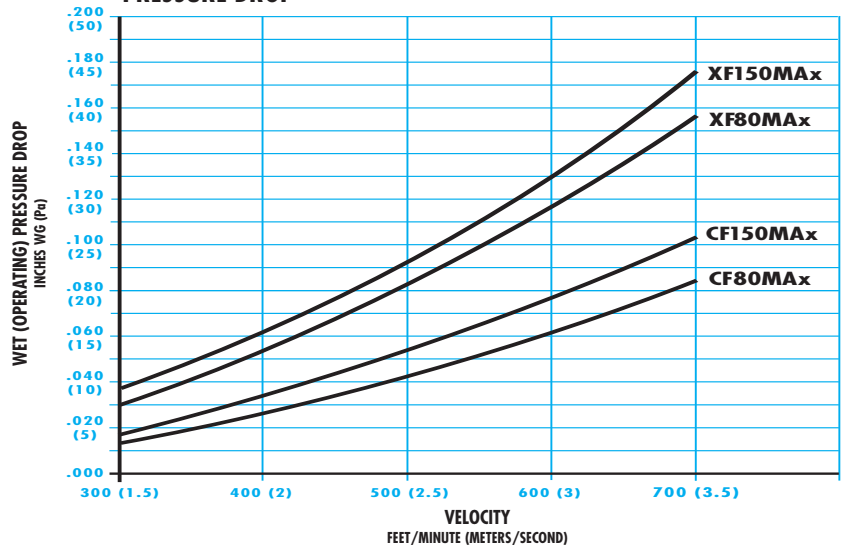
\*\* Counterflow: Tested at a maximum air temperature of 115°F (46°C) with 2 inch (51 mm) wide supports. Crossflow: Tested at a maximum air temperature of 115°F (46°C) installed at a 10° maximum angle.

† Drift loss value to be determined.

### MATERIALS

All Brentwood Cellular Drift Eliminators are made from PVC material that meets CTI (Cooling Technology Institute) Standard 136 and are UV protected. These PVC compounds have outstanding resistance to weather exposure, and are nearly impervious to chemical degradation by alkalis and acids, grease, fats, oils, and biological attack. PVC has an excellent fire rating due to its self-extinguishing characteristics.

### PRESSURE DROP



Master Industrial/Commercial HVAC Distributor:



For More Expert Information:

Visit: [www.HaveACoolDay.com](http://www.HaveACoolDay.com)  
Email: [office@haveacoolday.com](mailto:office@haveacoolday.com)

Distributed by: